V402

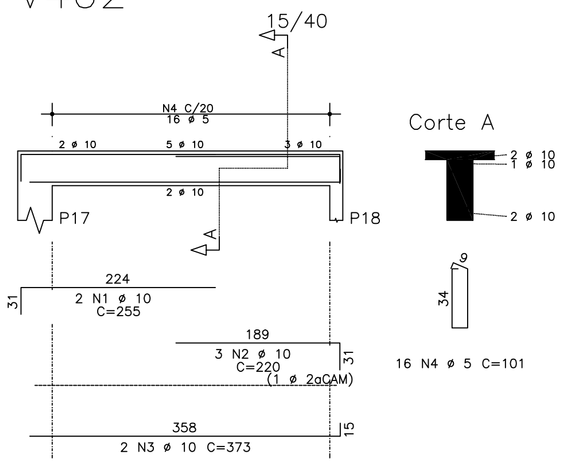

Corte A

16 N4 ø 5 C=101

V403

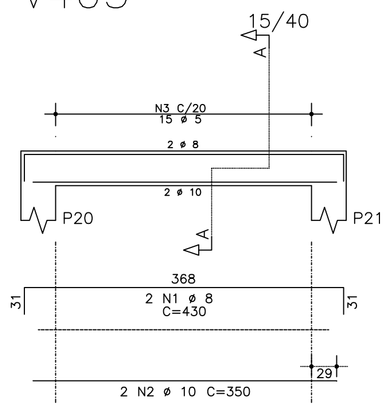

Corte A

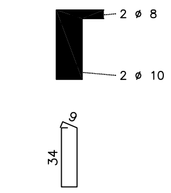

15 N3 ø 5 C=101

V405

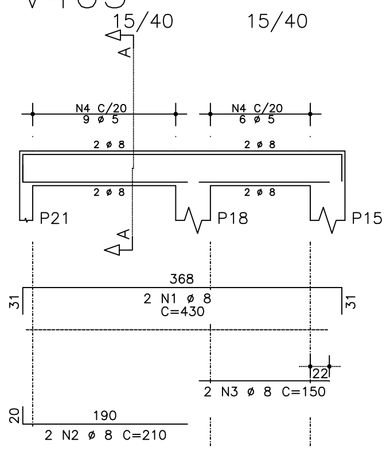

Corte A

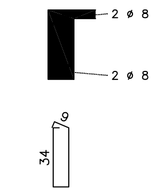

15 N4 ø 5 C=101

V401

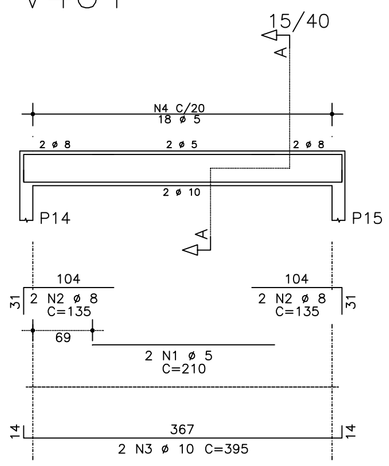

Corte A

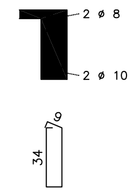

18 N4 ø 5 C=101

V404

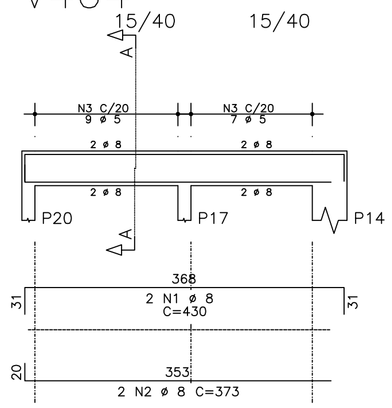

Corte A

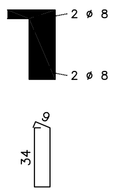

16 N3 ø 5 C=101

	AÇO	POS	BIT (mm)	QUANT	COMPRIMENTO UNIT (cm)	COMPRIMENTO TOTAL (cm)
V401						
	60B	1	5	2	210	420
	50A	2	8	4	135	540
	50A	3	10	2	395	790
	60B	4	5	18	101	1818
V402						
	50A	1	10	2	255	510
	50A	2	10	3	220	660
	50A	3	10	2	373	746
	60B	4	5	16	101	1616
V403						
	50A	1	8	2	430	860
	50A	2	10	2	350	700
	60B	3	5	15	101	1515
V404						
	50A	1	8	2	430	860
	50A	2	8	2	373	746
	60B	3	5	16	101	1616
V405						
	50A	1	8	2	430	860
	50A	2	8	2	210	420
	50A	3	8	2	150	300
	60B	4	5	15	101	1515

RESUMO AÇO CA 50-60			
AÇO	BIT (mm)	COMPR (m)	PESO (kg)
60B	5	85	13
50A	8	46	18
50A	10	34	21
Peso Total	60B =		13 kg
Peso Total	50A =		39 kg

O acesso ao Modelo Estrutural em dimensão pode ser executado pelo QR CODE ao lado, podendo acessar via celulares, tablets e quaisquer outros dispositivos.

..\QR NOVO\frame (4).png

fck 250. kg/cm2 – C25

RETA PROJETOS E CONSTRUÇÕES
Av. Gov. José Fragelli, 600 – Jardim Paulista, Cuiabá
Fone: (65) 2136-8097

PROJETO: PROJETO ESTRUTURAL

PROPRIETARIO: Conselho Regional de Engenharia e Agronomia de MT

RESP. TEC. EXECUCAO:
PEDRO PAULO DA SILVA ARAUJO
Eng.Civil-CREA 37285/D-MT

OBRA: Projeto das Inspetorias
Inspetoria Tangará da Serra

END.:

AUTORES DO PROJETO:
PEDRO PAULO DA SILVA ARAUJO
Eng.Civil-CREA 37285/D-MT

ASSUNTO: COBERTURA CAIXA
DET ARM VIGAS

PECAS DETALHADAS: V401 / V402 / V403 / V404 / V405

FCK:

DIREITOS AUTORAIS RESERVADOS
VERIFICAR MEDIDAS NA OBRA

DATA: .

FOLHA No. 18

ESCALA: 1:50

ARQUIVO: