S6
(ESCALA 1:25)

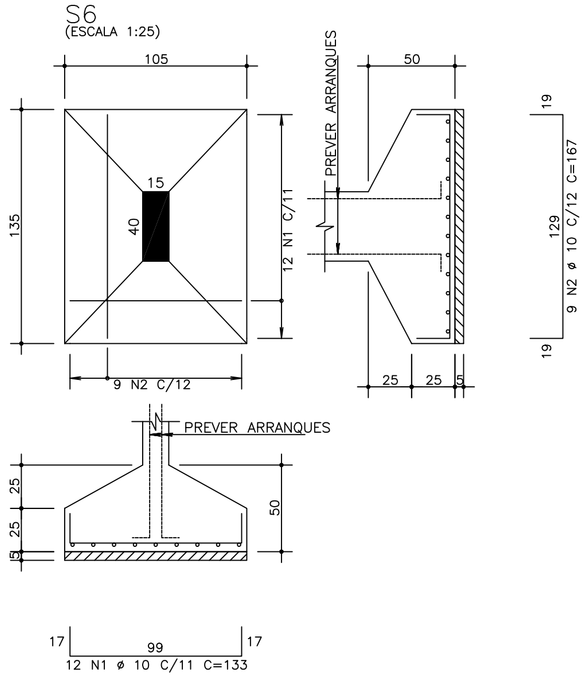

S27
(ESCALA 1:25)

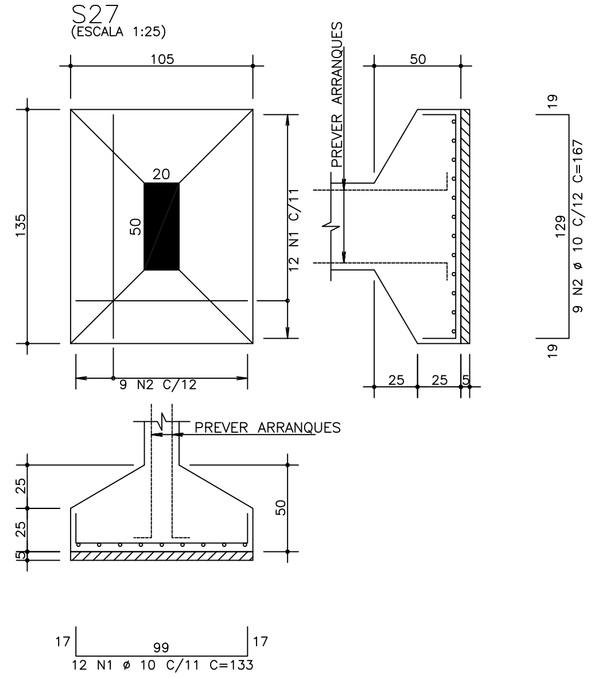

S10
(ESCALA 1:25)

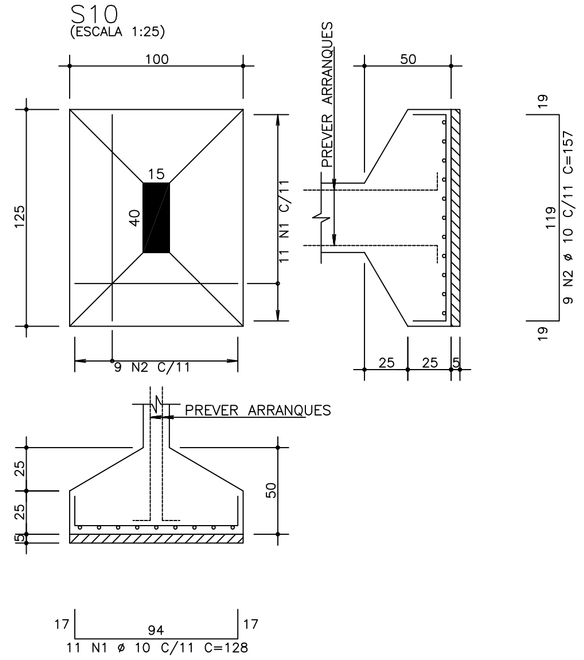

S3
(ESCALA 1:25)

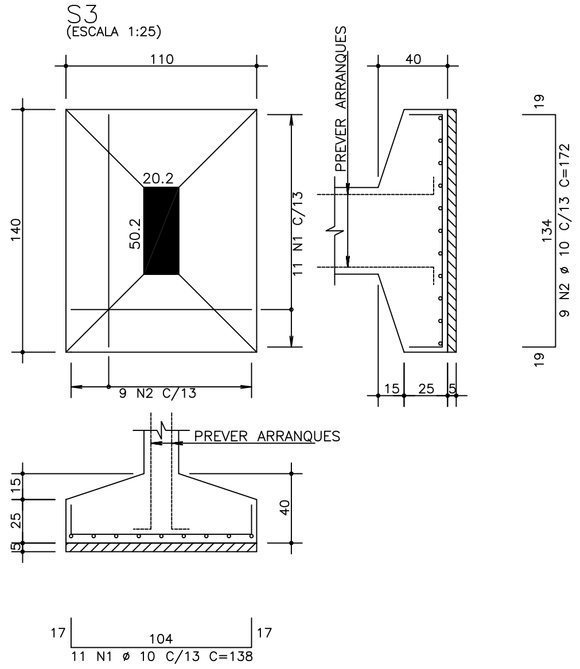

AÇO		POS	BIT (mm)	QUANT	COMPRIMENTO UNIT (cm)	COMPRIMENTO TOTAL (cm)
S2						
	50A	1	10	11	108	1188
	50A	2	10	8	142	1136
S3						
	50A	1	10	11	138	1518
	50A	2	10	9	172	1548
S5						
	50A	1	10	11	113	1243
	50A	2	10	8	152	1216
S6						
	50A	1	10	12	133	1596
	50A	2	10	9	167	1503
S7						
	50A	1	10	11	118	1298
	50A	2	10	9	147	1323
S9						
	50A	1	10	11	108	1188
	50A	2	10	8	142	1136
S10						
	50A	1	10	11	128	1408
	50A	2	10	9	157	1413
S13						
	50A	1	10	10	103	1030
	50A	2	10	7	132	924
S14						
	50A	1	10	9	113	1017
	50A	2	10	7	142	994
S15						
	50A	1	10	10	103	1030
	50A	2	10	7	132	924
S25						
	50A	1	10	11	113	1243
	50A	2	10	8	147	1176
S27						
	50A	1	10	12	133	1596
	50A	2	10	9	167	1503
S28						
	50A	1	10	11	122	1342
	50A	2	10	8	143	1144
S29						
	50A	1	10	8	93	744
	50A	2	10	6	122	732

RESUMO AÇO CA 50-60			
AÇO	BIT (mm)	COMPR (m)	PESO (kg)
50A	10	341	210
Peso Total		50A =	210 kg

S7
(ESCALA 1:25)

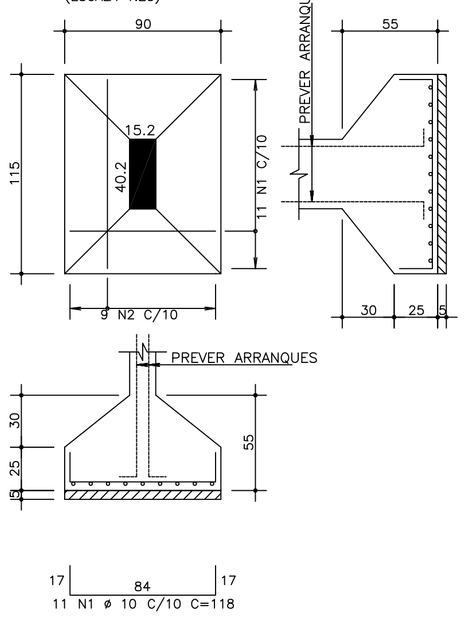

S28
(ESCALA 1:25)

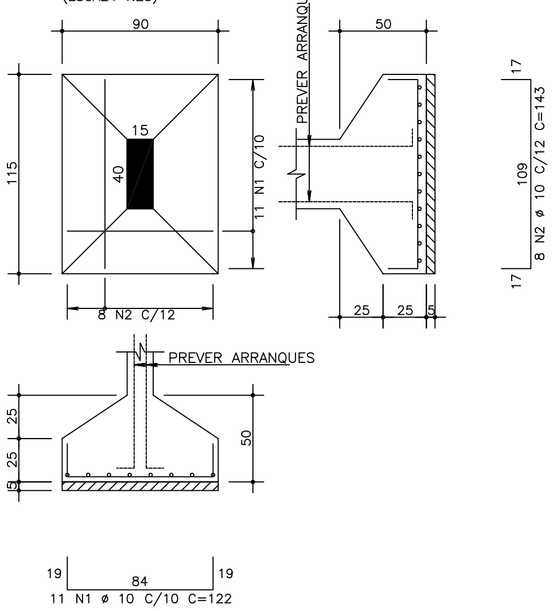

S5
(ESCALA 1:25)

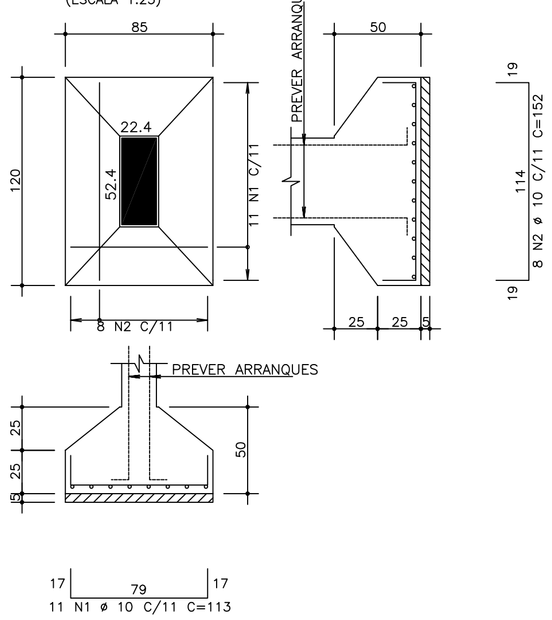

S25
(ESCALA 1:25)

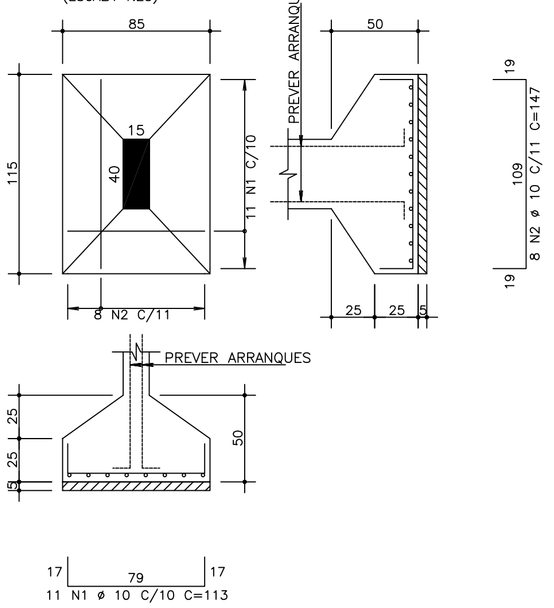

S2
(ESCALA 1:25)

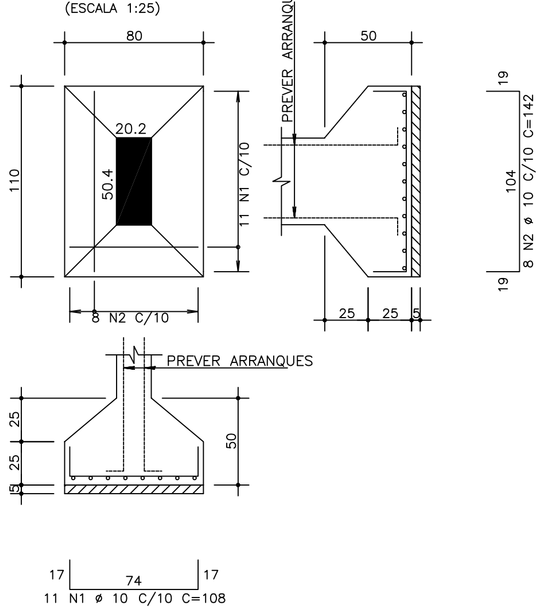

S9
(ESCALA 1:25)

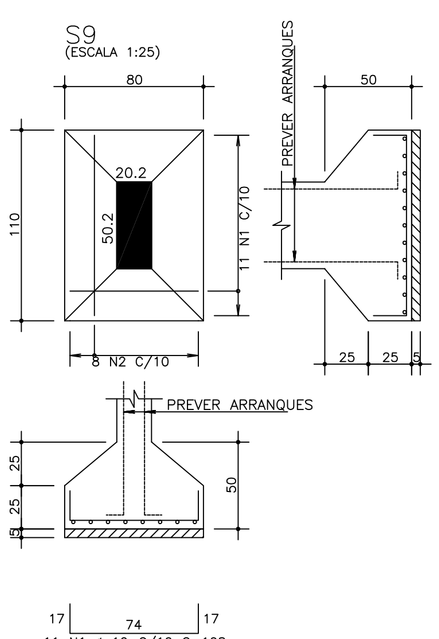

S13
(ESCALA 1:25)

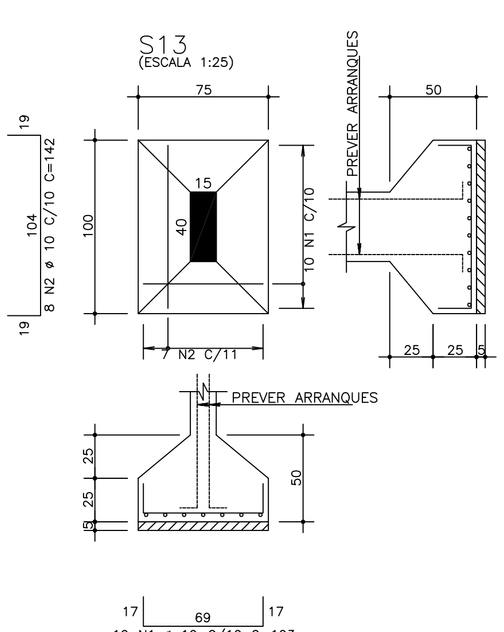

S14
(ESCALA 1:25)

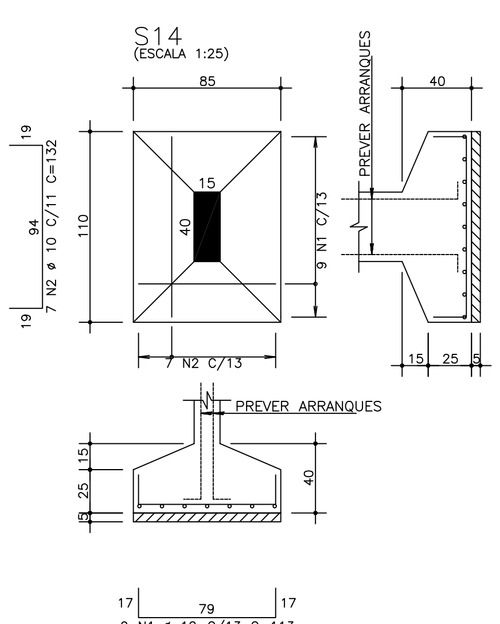

S15
(ESCALA 1:25)

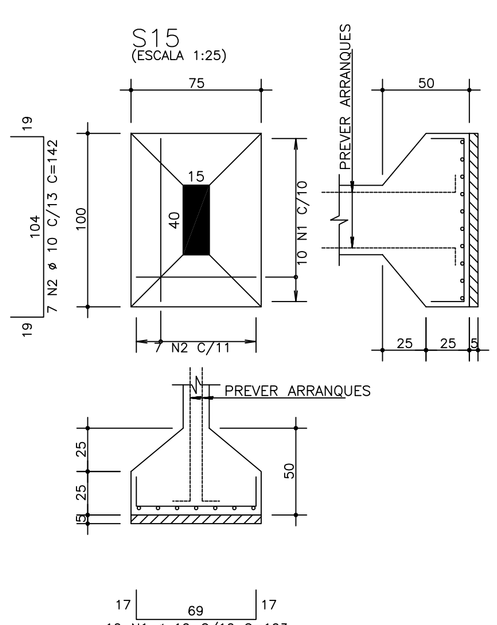

S29
(ESCALA 1:25)

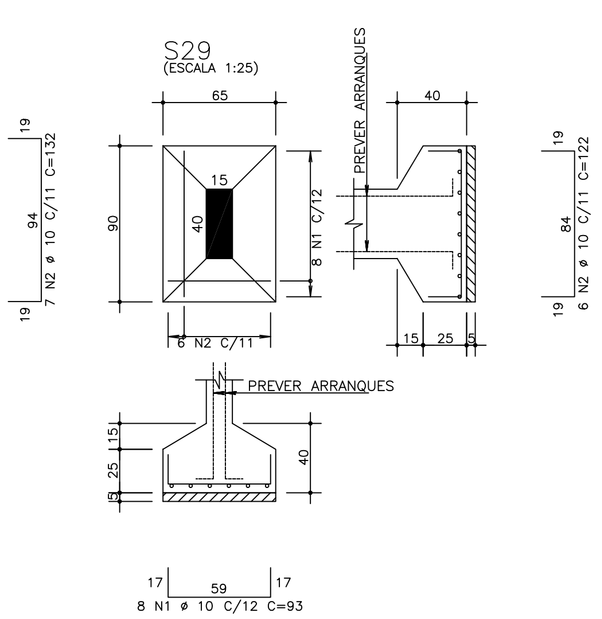

O acesso ao Modelo Estrutural em dimensão pode ser executado pelo QR CODE ao lado, podendo acessar via celulares, tablets e quaisquer outros dispositivos.

..\QR NOVO\frame (4).png

fck 250. kg/cm2 – C25

RETA PROJETOS E CONSTRUÇÕES
Av. Gov. José Fragelli, 600 – Jardim Paulista, Cuiabá
Fone: (65) 2136-8097

PROJETO: PROJETO ESTRUTURAL

PROPRIETARIO: Conselho Regional de Engenharia e Agronomia de MT

RESP. TEC. EXECUCAO: PEDRO PAULO DA SILVA ARAUJO, Eng.Civil-CREA 37285/D-MT

OBRA: Projeto das Inspetorias
Inspetoria Tangará da Serra

END.:

AUTORES DO PROJETO: PEDRO PAULO DA SILVA ARAUJO, Eng.Civil-CREA 37285/D-MT

ASSUNTO: SAPATAS
DET ARM FUNDAÇÃO

PECAS DETALHADAS: S2 / S3 / S5 / S6 / S7 / S9 / S10 / S13 S14 / S15 / S25 / S27 / S28 / S29

FCK:

DIREITOS AUTORAIS RESERVADOS
VERIFICAR MEDIDAS NA OBRA

DATA: .

FOLHA No. 07

ESCALA: 1:50

ARQUIVO: